

EUROPEAN PATENT APPLICATION

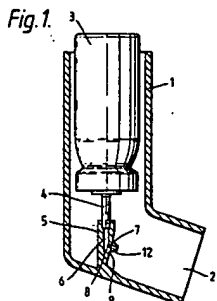
Application number: 83310314.3
Date of filing: 09.10.83
Int. Cl. A81M 15/00, B65D 83/14

The title of the invention has been amended (Guidelines for Examination in the EPO, A-II, 7.3).
Priority: 22.10.82 GB 8224804
Date of publication of application: 20.06.83 Bulletin: 8925
Designated Contracting States: AT BE CH DE ES FR GB GR IT LI LU NL SE

Applicant: Fisons plc
Fison House Princes Street
 Ipswich Suffolk IP1 1QH(GB)
Inventor: Blower, Andrew William
12 Winchester Way Ashby de la Zouch
Leicestershire(GB)
Inventor: Corbett, John Stuart
61 Westfield Drive Loughborough
Leicestershire(GB)
Inventor: Clark, Michael John
4 Coachmans Court Shephard
Leicestershire(GB)
Representative: Craig, Christopher Bradberry
et al
Fisons plc 12 Derby Road
Loughborough Leicestershire LE11 6BB(GB)

Aerosol Inhalation device.

An aerosol inhalation device (1) suitable for use in association with a pressurised medicament container (3) having a valve stem (4) has a spray head (5) adapted to receive the valve stem (4). The spray head (5) has an outlet orifice which is provided with a spout (12). The device is especially useful in the administration of hygroscopic medicaments, for example sodium cromoglycate or nedocromil sodium.



Simon Coxy Carter

EP 0 373 753 A1

EP 0 373 753 A1

having a mouthpiece 2. The housing 1 receives a container 3 of pressurised medicament, the container being provided at one end with a metering valve including a valve stem 4. The valve stem 4 is seated in a spray head 5. The spray head 5 includes an internal cavity 6 provided with an outlet orifice 7. The internal cavity 6 has a lower portion 8 which extends below the outlet orifice 7.

As can be seen more clearly from Figure 2, the outlet orifice 7 passes through a spout 12 which has a generally frusto-conical shape with a concave outer wall. The spout 12 flares out of a flat front surface 9 of the spray head 5, the flat surface being at an angle such that the spout 12 is directed towards the mouthpiece 2.

To use the device, a patient inhales at the mouthpiece 2 while simultaneously urging the medicament container 3 towards the spray head 5. The relative motion of the container 3 and the valve stem 4 causes the metering valve to open and medicament to be discharged into the valve stem 4. The medicament then passes through the internal cavity 6 of the spray head, and finally through the outlet orifice 7 after which it is inhaled by the patient through the mouthpiece 2.

Claims

1. An aerosol inhalation device suitable for use in association with a pressurised medicament container having a valve stem, the device comprising a spray head adapted to receive the valve stem and having an outlet orifice, characterised in that the outlet orifice is provided with a spout.
2. An aerosol inhalation device according to claim 1, wherein the spout is generally frusto-conical in shape.
3. An aerosol inhalation device according to claim 2, wherein the curved outer surface of the spout is concave.
4. An aerosol inhalation device according to any one of the preceding claims, wherein the spout is less than 10mm in length.
5. An aerosol inhalation device according to any one of the preceding claims, wherein the spout is less than 5mm in length.
6. An aerosol inhalation device according to any one of the preceding claims, wherein the spray head includes an internal cavity which is open at one end to receive the valve stem and closed at the other end, the cavity extending beyond the outlet orifice.
7. An aerosol inhalation device according to any one of the preceding claims, wherein the outlet orifice is of uniform cross section throughout its length.
8. An aerosol inhalation device comprising a

pressurised medicament container having a valve stem, a spray head adapted to receive the valve stem and having an outlet orifice, characterised in that the outlet orifice is provided with a spout.

9. An aerosol inhalation device according to claim 8, wherein the medicament is hygroscopic.

10. An aerosol inhalation device according to claim 9, wherein the medicament is sodium cromoglycate or nedocromil sodium.

This invention relates to improvements in aerosol devices, more particularly to those for the dispensing of medicaments for inhalation.

The use of aerosol inhalation devices for the administration by inhalation of medicaments in the form of powder aerosols is well known. Such devices generally comprise a housing which receives a container of pressurised medicament. The container is provided with a dispensing metering valve including a metering chamber and a hollow valve stem which locates in a spray head within the housing.

Medicament is discharged by moving the container relative to the valve stem. This changes the dispensing metering valve from an inspirative state in which the metering chamber is isolated from the atmosphere to an operative state in which the metering chamber communicates with the atmosphere via the valve stem and an outlet orifice provided in the spray head. Thus, in the operative state medicament can pass from the chamber through the valve stem, the spray head and the outlet orifice into the housing from where it can be inhaled by a user via a mouthpiece formed in the housing.

A problem which can occur with devices of this type is blockage of the outlet orifice. Also, medicament may build up around the outlet orifice and form a plug which may subsequently be dislodged and inhaled by the user.

We have now surprisingly found that these problems can be eliminated or substantially mitigated by providing the outlet orifice with a spout.

Thus, according to the present invention there is provided an aerosol inhalation device suitable for use in association with a pressurised medicament container having a valve stem, the device comprising a spray head adapted to receive the valve stem and having an outlet orifice, characterised in that the outlet orifice is provided with a spout.

We prefer the spout to be generally frusto-conical in shape. We particularly prefer the spout to be frusto-conical and the curved outer surface of such a spout to be concave.

We prefer the spout to be less than 10mm and more preferably less than 5mm in length, for example 2mm. The ratio of the length of the outlet orifice to the length of the spout is preferably less than 2:1.

The spray head includes an internal cavity which is open at one end to receive the valve stem and closed at the other end. The cavity may extend beyond the outlet orifice.

We prefer the outlet orifice to be of uniform cross section throughout its length. We further prefer the outlet orifice to be circular in cross section.

The device of the present invention is used in conjunction with a container of pressurised medicament. Thus, the present invention further provides an aerosol inhalation device comprising a pressurised medicament container having a valve stem, a spray head adapted to receive the valve stem and having an outlet orifice, characterised in that the outlet orifice is provided with a spout.

We have found that the problem of blockage is particularly marked when the medicament is hygroscopic. Thus, the spouted inhalation devices of the present invention are particularly useful for administering hygroscopic medicaments.

By "hygroscopic medicament" we mean a medicament which takes up significant amounts of water when in a moist atmosphere, for example one which at 90% relative humidity (being approximately a lower value for the relative humidity found in human breath) takes up more than 8% of its own weight of water. Examples of such medicaments include sodium cromoglycate and nedocromil sodium.

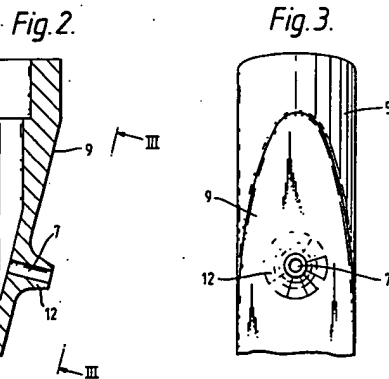
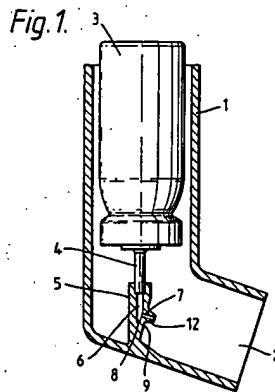
The aerosol inhalation devices of the invention have the advantages that they do not become blocked or block less frequently, so that a container of medicament can be exhausted without the danger of the device being discarded prematurely because the patient mistakenly believes that the container is empty or because it cannot readily be unblocked; there is a greatly reduced risk of plugs of medicament forming in the device which are subsequently inhaled by the patient - such inhalation may lead to over-dosing or a coughing spasm which is especially dangerous for patients who have breathing difficulties and who are most likely to be using aerosol inhalation devices; the devices are more hygienic because there are fewer or no medicament accretion surfaces which bacteria may colonise; and they need to be cleaned less frequently - cleaning being a difficult task for patient who have unsteady hands.

A preferred embodiment of a device according to the invention will now be described, by way of example, with reference to the accompanying drawings, in which:

Figure 1 is a side view in partial section of an aerosol inhalation device according to the invention fitted with a pressurised medicament container; Figure 2 is an expanded view of the spray-head of the device shown in Figure 1 (also here in cross-section) and;

Figure 3 is a view of the spray-head shown in Figure 2 along the line III-III.

Referring first to Figure 1, an aerosol inhalation device comprises a generally cylindrical housing 1



EP 0 373 753 A1



DOCUMENTS CONSIDERED TO BE RELEVANT			
Category	Classification of document with indication, where appropriate, of relevant passages	Relevant to claim	CLASSIFICATION OF THE APPLICATION (Int. Cl. 8)
X	FR-A-2 603 809 (GLAXO GROUP) * Page 3, line 24 - page 7, line 27; figures 1-3 *	1-8	A 61 M 15/00 B 65 D 83/14
Y	-----	9,10	
Y	EP-A-0 089 070 (FISONS) * Page 1, lines 2-4; page 5, line 23 - page 6, line 7 *	9,10	
X	EP-A-0 132 352 (GLAXO GROUP) * Page 3, lines 1-24; figures 1,6,8 *	1	
X	US-A-3 913 842 (SINGER) * Column 1, lines 1-6; column 3, lines 3-14; column 3, lines 30-49; figure 2 *	1-3,6-8	
The present search report has been drawn up for all claims			TECHNICAL FIELDS SEARCHED (Int. Cl. 8)
			A 61 M B 65 D
Place of name	Date of completion of the search	Inventor	
THE HAGUE	24-01-1990	SCHDENLEBEN J. E. F.	
<p>CATEGORY OF CITED DOCUMENTS</p> <p>X : particularly relevant if taken alone Y : particularly relevant if combined with another document of the same category A : technological background O : non-relevant document P : intermediate document</p> <p>T : theory or principle underlying the invention E : earlier patent document, but published on, or after the filing date D : document cited in the application I : document cited for other reasons S : number of the same patent family, encompassing document</p>			

EP 89 31 0314 (1)